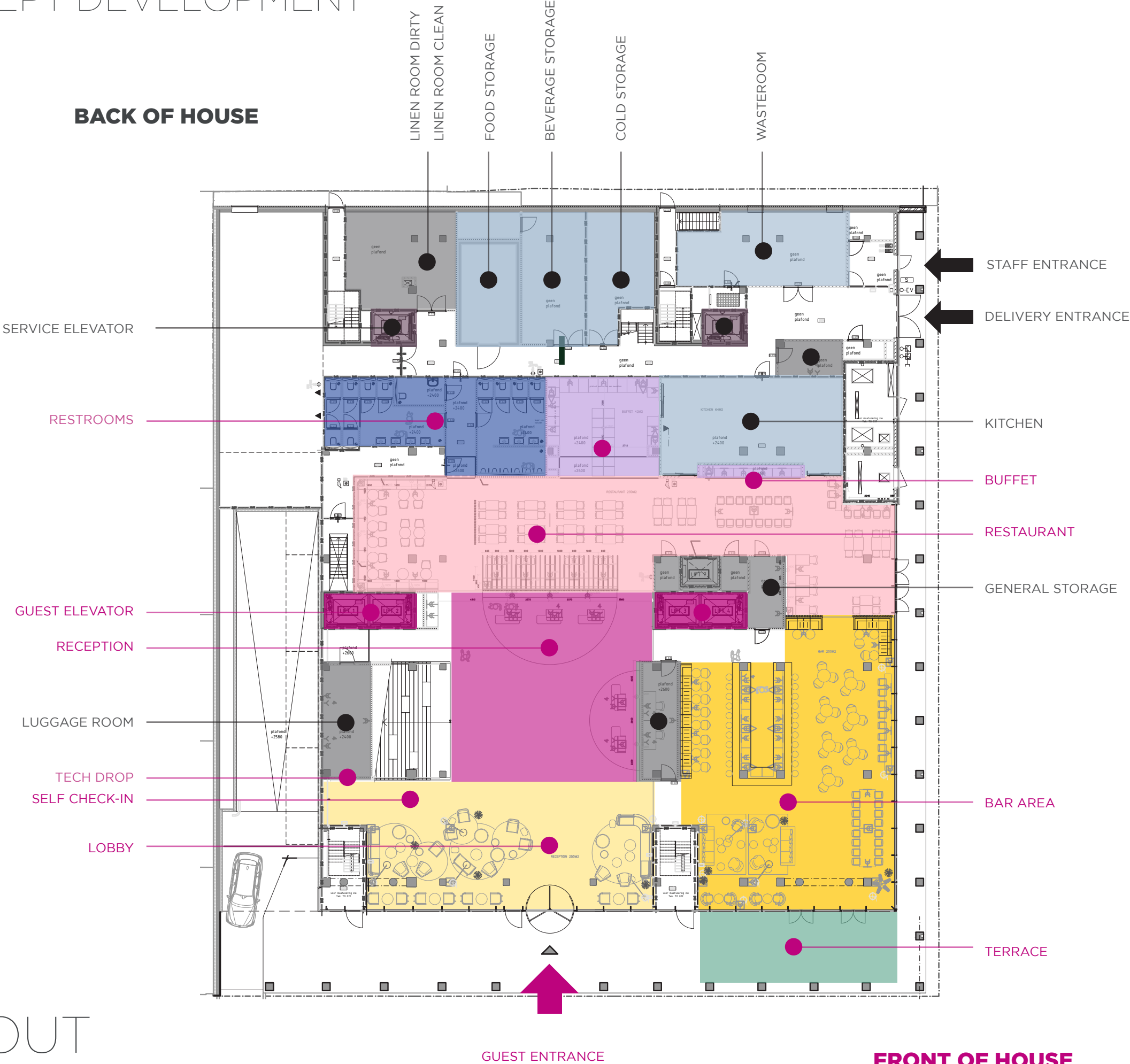


PRODUCT : **OPERATIONAL TESTFIT**  
PROJECT : **AMSTERDAM MOTORKADE**  
BRAND : **HOLIDAY INN EXPRESS**  
COMPANY: **IHG**

BACK OF HOUSE



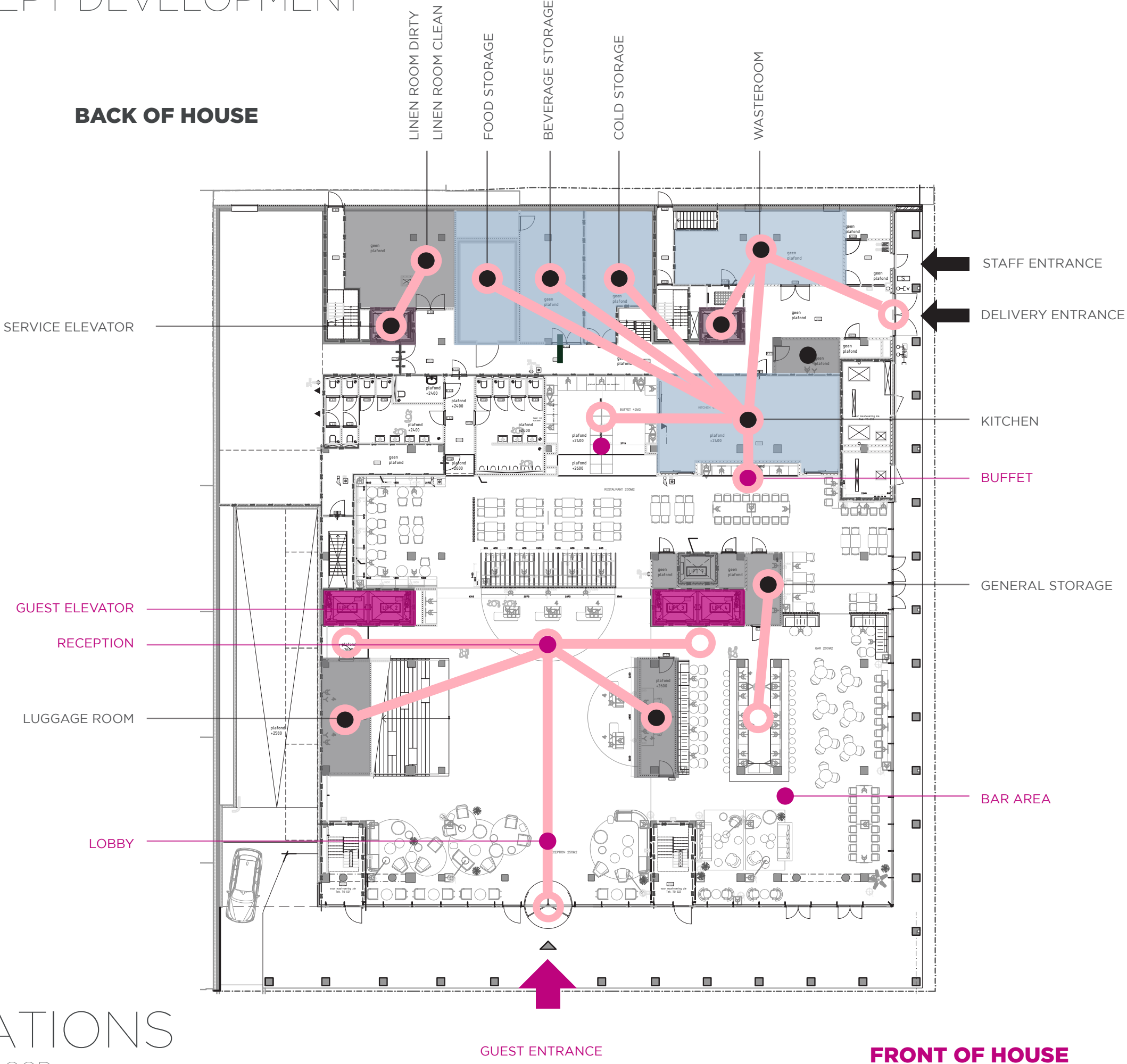
BACK OF HOUSE

- ☐ DELIVERY ENTRANCE
- ☐ STAFF ENTRANCE
- ☐ WASTEROOM
- ☐ GENERAL STORAGE
- ☐ BEVERAGE STORAGE
- ☐ FOOD STORAGE
- ☐ COLD STORAGE
- ☐ KITCHEN
- ☐ LINEN ROOM DIRTY
- ☐ LINEN ROOM CLEAN
- ☐ SERVICE ELEVATOR
- ☐ CHANGING ROOMS
- ☐ RESTROOMS
- ☐ IT ROOM
- ☐ BACK OFFICE
- ☐ LUGGAGE ROOM

FRONT OF HOUSE

- ☐ GUEST ENTRANCE
- ☐ RECEPTION
- ☐ LOBBY
- ☐ RESTROOMS
- ☐ SELF CHECK-IN
- ☐ TECH DROP
- ☐ GUEST ELEVATOR
- ☐ BAR AREA
- ☐ RESTAURANT
- ☐ TERRACE
- ☐ BUFFET
- ☐ BUSINESS CORNER



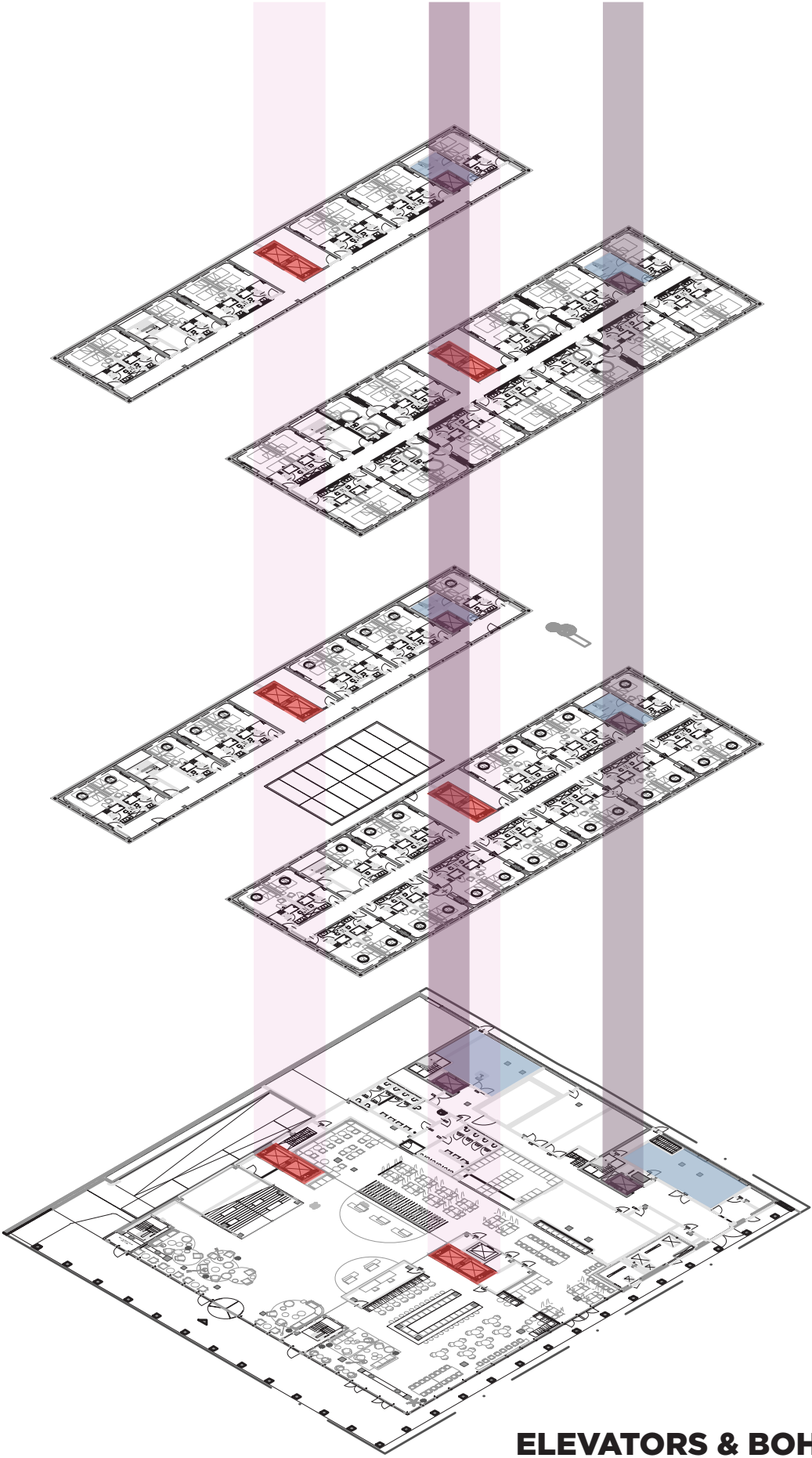


BACK OF HOUSE

- ☐ DELIVERY ENTRANCE
- ☐ STAFF ENTRANCE
- ☐ WASTEROOM
- ☐ GENERAL STORAGE
- ☐ BEVERAGE STORAGE
- ☐ FOOD STORAGE
- ☐ COLD STORAGE
- ☐ KITCHEN
- ☐ LINEN ROOM DIRTY
- ☐ LINEN ROOM CLEAN
- ☐ SERVICE ELEVATOR
- ☐ CHANGING ROOMS
- ☐ RESTROOMS
- ☐ IT ROOM
- ☐ BACK OFFICE
- ☐ LUGGAGE ROOM

FRONT OF HOUSE

- ☐ GUEST ENTRANCE
- ☐ RECEPTION
- ☐ LOBBY
- ☐ RESTROOMS
- ☐ SELF CHECK-IN
- ☐ TECH DROP
- ☐ GUEST ELEVATOR
- ☐ BAR AREA
- ☐ RESTAURANT
- ☐ TERRACE
- ☐ BUFFET
- ☐ BUSINESS CORNER



VERTICAL CIRCULATION  
ALL FLOORS

# CONCEPT DEVELOPMENT

GUEST ROOMS	PERCENTAGE	UNITS	UNIT AREA (m2)
STANDARD GUEST ROOM	42%	184	19,5
TWIN GUEST ROOM	35%	153	19,5
CORNER GUEST ROOM	17%	74	20,5
TERRAS GUEST ROOM	1%	4	20,5
BARRIER FREE GUEST ROOM	4%	19	19,5
ACCESIBLE GUEST ROOM	1%	4	19,5
TOTAL NUMBER OF UNITS		438	
TOTAL GUESTROOM AREA (Net)			8620
NUMBER OF FLOORS		12	
SUPPORT / CIRCULATION PER FLOOR			
CORRIDOR AND STAIRS			250
LIFT / ELEVATOR			35
STORAGE / MEP			35
TOTAL SUPPORT / CIRCULATION			3840

PUBLIC SPACE			TOTAL (m2)
RECEPTION			150
LOBBY			280
FOOD & BEVERAGE			400
COFFEE LOUNGE			130
MEETING ROOMS			80
RESTROOMS			75
TOTAL PUBLIC SPACE			1100

BACK OF HOUSE	PERCENTAGE	UNITS	UNIT AREA (m2)
ADMINISTRATION / OFFICE			95
EMPLOYEE FACILITIES			120
FOOD SERVICE PREPARATION			100
HOUSEKEEPING			60
ELEVATORS			70
MEP			250
CIRULATION			125
TOTAL SERVICE AREA / BOH			820

SUMMARY	PERCENTAGE	UNITS	UNIT AREA (m2)
GUESTROOM	86%	438	12460
PUBLIC	8%		1100
SUPPORT / BACK OF HOUSE	6%		820
TOTAL NET BUILDING AREA	100%		14380
WALLS AND SHAFTS (8% OF NET)			1150
TOTAL GROSS BUILDING AREA			15530

# AREA PROGRAM



**WWW.HDVLDESIGNMAKERS.COM**

**+31(0)6 49 27 72 42**  
**helge@hdvldesignmakers.com**

**Office address**  
**Snelliuslaan 10**  
**1222 TE Hilversum**  
**The Netherlands**